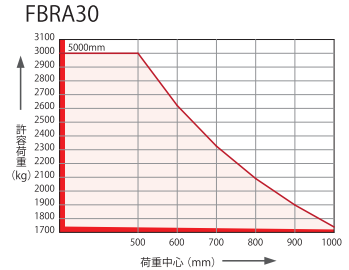
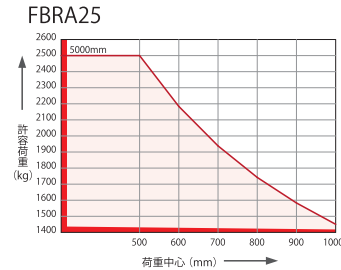
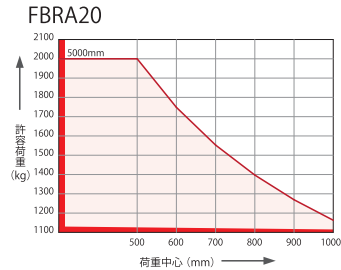
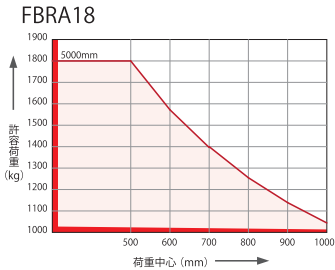
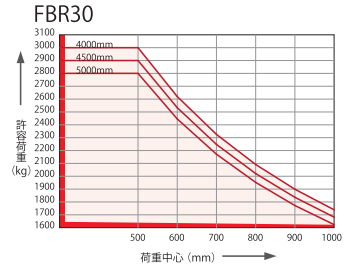
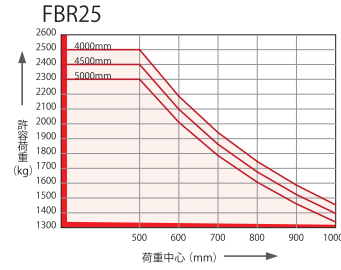
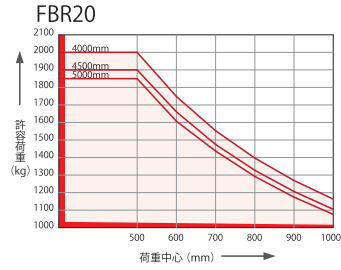
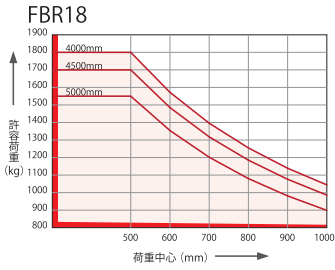
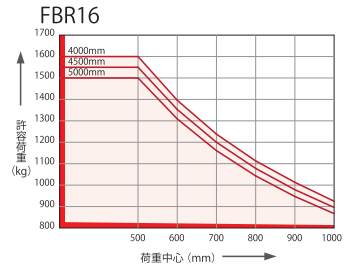
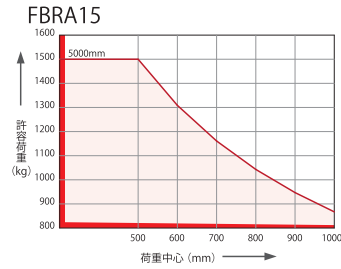
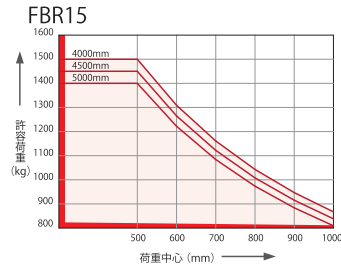
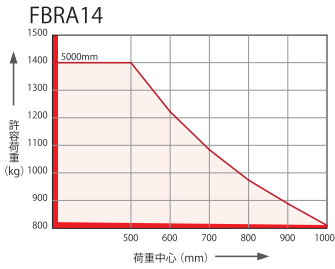
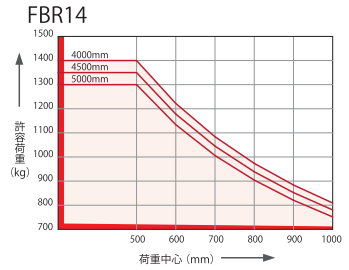
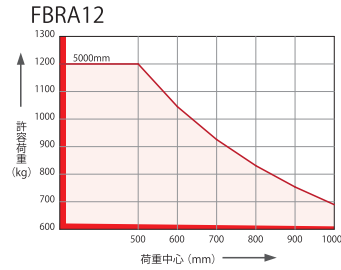
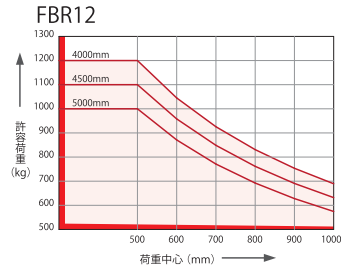
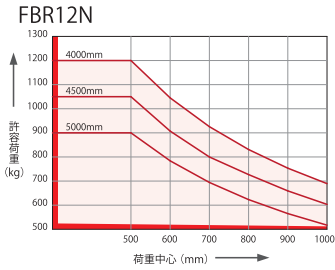
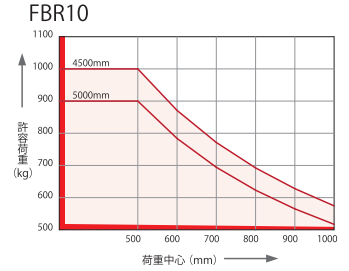
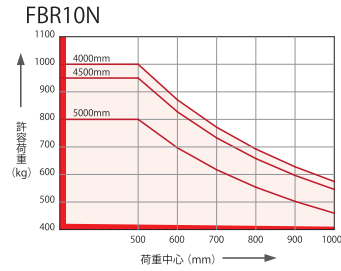
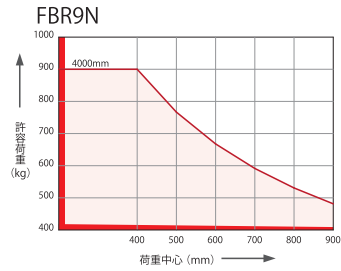


## 揚高荷重曲線



## 実用直角積付通路幅※(単位:mm)

パレット:長さ×幅(mm)	機種	FBR(M)9N	FBR(M)10N	FBR(M)12N	FBR(M)10	FBR(M)12	FBR(M)14	FBR(M)15	FBR(M)16	FBR(M)18	FBR(M)20	FBR(M)25	FBR(M)30
800×1100	3mマスト	-	-	-	-	FBR(M)A12	FBR(M)A14	FBR(M)A15	-	FBR(M)A18	FBR(M)A20	FBR(M)A25	FBR(M)A30
	4mマスト(A)	-	-	-	-	2380	2460	2555	-	2620	2730	注2) 2830	注2) 3085
1000×1000	3mマスト	2400	2415	2430	2450	2465	2545	2560	2580	2615	2710	2770	注2) 2885
	4mマスト(A)	-	-	-	-	2475	2560	2610	-	2690	2770	2815	注2) 3085
1000×1100	3mマスト	2430	2445	2465	2475	2500	2580	2595	2615	2655	2745	2810	2905
	4mマスト(A)	-	-	-	-	2510	2595	2650	-	2730	2810	2860	注2) 3085
1000×1200	3mマスト	2460	2475	2500	2505	2530	2610	2625	2650	2695	2780	2850	2950
	4mマスト(A)	-	-	-	-	2545	2625	2690	-	2770	2850	2900	3105
1100×1100	3mマスト	2510	2525	2540	2560	2575	2655	2670	2685	2720	2815	2870	2965
	4mマスト(A)	-	-	-	-	2585	2670	2715	-	2795	2870	2915	3105

注1) 上記の値は、クリアランス(旋回余裕)200mmを含む値です。 注2) パレット寸法によっては実用直角積付通路幅の計算方法では算出できない場合があります。(パレットより車体寸法が大きい為、大きい(車体側)寸法より実用直角積付通路幅を算出。)